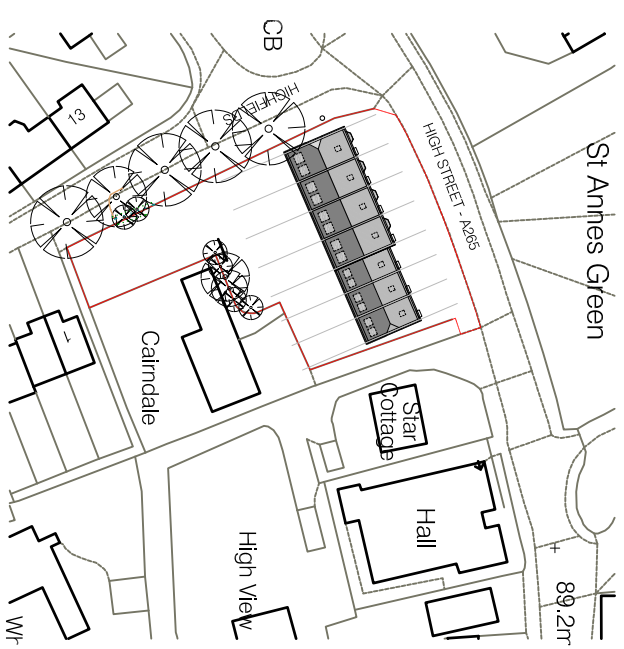


1 SITE LOCATION PLAN AS EXISTING
SCALE 1:1250 @ A3



2 SITE LOCATION PLAN AS PROPOSED
SCALE 1:1250 @ A3

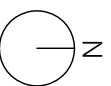
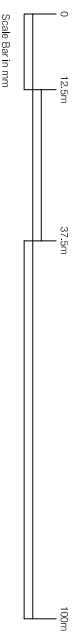
NOTES

SCALING FOR PLANNING PURPOSES ONLY.

ALL DIMENSIONS TO BE CHECKED ON SITE.
WORK TO BE CARRIED OUT IN ACCORDANCE WITH BYELAWS AND REGULATIONS OF LOCAL AUTHORITIES AND STATUTORY UNDERTAKERS.

THIS DRAWING MAY INCORPORATE INFORMATION FROM OTHER PROFESSIONALS. KTB CANNOT ACCEPT RESPONSIBILITY FOR THE PRESENCE OR ACCURACY OF SUCH INFORMATION. TO BE READ IN CONJUNCTION WITH ALL RELEVANT ARCHITECTS AND CONSULTANTS DRAWINGS AND SPECIFICATIONS.

PRINT OFF OF THE DRAWING ACTUAL SIZE.



REV **NOTES**

REV	NOTES	DATE	BY
-	-	01/01/2015	-

STATUS
PLANNING

PROJECT
OAKLEY'S GARAGE
BURWASH

TITLE
SITE LOCATION PLAN
AS EXISTING AND AS PROPOSED

SCALE AT A3: 1:1250

DWG NUM **BURS.01**



KTB architecture
11 The Quadrant
London SE1 8ST
t +44 (0)20 7207 4803
w ktbarchitectur.com
e info@ktbarchitectur.com

REV -